


If you have any questions about coming to Broadstone Middle, please just email your questions to:- [rmilton@castlemanacademytrust.co.uk](mailto:rmilton@castlemanacademytrust.co.uk).

Have a look at our Transition page on the Catlive website:- <http://www.catlive.co.uk/transition-2020/>

**ALLOW YOURSELF  
TO BE A BEGINNER.  
NO ONE STARTS  
AT THE TOP.**

BROADSTONE  
MIDDLE SCHOOL



**MOVING**  **UP TO**  
**MIDDLE SCHOOL**

**Welcome to Year 5**

## Meet the Year 5 Staff...

**Miss Murphy**  
Head of Year 5



**Mrs Swart**



**Mrs Clothier**



**Mrs Terry**



**Miss Faber**



**Mrs Lovell**  
Learning Support  
Assistant



**Mrs Dallimore**  
Learning Support  
Assistant

## Timings on a normal BMS day...

Time	What's happening
8am	School's FREE morning club opens – no need to book
8:30am	School open – go to form class for states for learning
8:40am	Bell rings for start of school – registration takes place
8:50am	Lesson 1
9:50am	Lesson 2
10:50 – 11:05am	Break time
11:05am	Lesson 3
12:05pm	Lesson 4
1:05 – 1:50pm	Lunchtime
1:50 – 2pm	Afternoon registration
2 – 3:05pm	Lesson 5
3:05pm 3:05 – 3:45pm 4:30pm	End of the school day FREE Study hall – homework club After school club finishes

## Meet other key members of staff you will get to know...

### Office Team



**Mrs N Jones**  
Office Manager



**Mrs McKenzie**  
Office Staff



**Miss Bosley**  
Office Staff /  
First Aider

### Inclusion Team



**Mrs K Jones**



**Mrs Bowra**



**Mrs N Jones**

## Our Senior Leadership team...



**Mrs Wilks**  
Executive Head



**Miss Palmer**  
Head of School



**Mrs Milton**  
Director of Inclusion



**Mrs Goulding**  
Director of Curriculum



**Ms Lancaster**  
Director of Curriculum



**Miss Swann**  
Assistant Head / KS2 Lead



**Mr Dover**  
Assistant Head / KS3 Lead



## Other useful information...



### Bells at BMS

There are a number of bells that ring throughout the day and they tell us a number of things. Fire bells and lockdowns are bells that help to keep us safe in an emergency and we practice these throughout the year. Don't ever worry about these kinds of bells – it is always good to practice in case there was ever a fire or emergency that required us to stay safe in a part of the school.






1 bell that rings – indicates starts or ends of the school day, lessons, break times and lunchtimes. This helps us to know where we are in the school day and what is coming next. We don't have bells between lessons 1 and 2 or 3 and 4.

1 continuous bell – Fire bell – this means you need to leave the room you are in quietly and quickly via the nearest fire exit.

1 very short bell at playtime – wet play – this means that instead of going outside or to the Atrium, you stay in your classrooms.

3 short, 3 long, 3 short bells – Lockdown. Your teacher will go through the instructions for what to do if you hear this kind of bell.

## A typical timetable for Year 5...

Lesson 1	Lesson 2	Break time	Lesson 3	Lesson 4	Lunch time	Lesson 5
						
Maths	SPAG or Reading		Writing	PE / ICT / French		Topic



### Break time and Lunchtimes

#### Break times – 15 minutes

At break times you can choose to go outside onto the playgrounds (you don't have to stay on one playground) or stay inside in the Atrium. If you choose to stay inside, you can chat quietly with friends, colour or play board / card games.

#### Lunchtimes – 45 minutes

You are probably used to having your lunch around 12pm after having three lessons in the morning. At BMS, lunch is later – 1.05pm. It takes a while to train our stomachs for this change so we recommend that you have a large snack at break time to help get you through until lunch! At lunchtime, we eat lunch in our classrooms and at 1.20pm there is a bell which tells us that we can then go outside on the playground or go to our lunchtime club. There lots of clubs that run at BMS – these include Minecraft club, football/athletics, library club, lego club.

## Other useful information...

### Phone policy



Mobile phones can be bought to school. They need to be switched off during the hours of 8:30 – 3:05pm whilst on the school site. They can be kept in your bags in your cloakrooms or given into the school office for safe keeping. If they are kept in bags, we cannot take responsibility if anything happens to them.

### Equipment needed for school



You will need to have certain equipment ready for school in September. This includes a water bottle, PE kit, coat/waterproof and stationery. The stationery you will need are:-

- ☐ 2x blue handwriting pens
- ☐ A 30 cm ruler
- ☐ A purple biro pen
- ☐ 1 pencil
- ☐ 1 rubber
- ☐ A yellow and green highlighter
- ☐ A clear pencil case that holds these items

***All items to  
be named  
please!***

We run a school stationery shop where you can buy key equipment you will need for learning. Orders can be placed at the school office at the start of the school day, at break time or at lunchtime. Payments are taken at the office and orders are delivered to class by students who help to run the shop.

## Other useful information...

### Stationery Price list



Purple pen – 10p	Berol handwriting pen – 25p	Scissors – 40p
Eraser – 5p	Yellow highlighter – 25p	Protractor – 10p
Pencil sharpener – 5p	Green highlighter – 25p	Study guide - £6.00
Pencil – 5p	Glue stick – 20p	Empty pencil case - £1.50
Ruler – 15p	Wipe board pen – 10p	Filled pencil case - £3.50

### Prep for Learning cards

To help our students make sure they are organised for the day, every student is given a prep for learning card. We have expectations for all students to be fully prepared for learning, come into school on time and wearing the correct uniform including shirts tucked in and ties on. If you haven't followed these expectations, you will get a mark on the card. Five marks on your card will result in an afterschool detention. The first detention is 30 minutes.

Prep for learning cards are also used to record house points, which is our reward system. House points are earned for super learning, contribution to school, showing respect to others and being helpful. Once you have filled your card with house points you will earn a certificate which is handed out in assembly and a privilege pass which gives you options to e.g. come into school in non-uniform when you like, eat lunch for a week in another classroom, amongst other fun privileges.

## Other useful information...

### Uniform

We expect all of our students to look smart in their uniform. Shirts need to be tucked in at all times and hair that is long enough to be tied up, must be tied up, whether you are a girl or boy. Ties are worn at all times – if you forget or lose your tie, you can ask the school office for one to borrow until you find or replace yours. Black school shoes are worn – not trainers or any shoes with logos on the side. If you have any questions about uniform – ask your new teacher on transfer day.

### Homework

We organise homework a little differently to other schools – lots of students worry about homework and the amount that they will need to do compared with what they currently do at first school. We have knowledge organisers – a sheet of key knowledge/information and questions (which already have the answers with them) for you to look at and learn. We believe in building on retrieval skills, these are skills of being able to learn something and then remember it at a later date. Knowledge organisers help students to remember facts and knowledge that will help them in lessons. We learn different fun ways to remember information and you will learn more about this in September.

How much time is spent doing homework?


In Year 5 and 6 – 15 minutes of homework per night (5 pieces)

In Year 7 and 8 – half an hour of homework a night (10 pieces)

## Other useful information...

### House System

When you join BMS you are put into one of our four houses which are based on our learning powers:-



Dyson – I explore



Rowling – I am  
resilient



DaVinci – I create



Attenborough – I  
reflect

We hold House events throughout the year where students get the chance to compete for their house to earn points. Winning houses also get privilege passes for the whole house each term.

### Metacognition

We believe that facts and knowledge can be lost from our memory if we don't practice remembering them. Metacognition is a fancy word for understanding how we learn. We learn different ways in which we can practice remembering facts and practice these as part of our homework. Metacognitive strategies include: mind mapping, mnemonics, peg words, loci, dual coding etc. You will really enjoy learning more about these strategies when you start with us at BMS.



## Key places around school...

**Year 5 boys and girls  
toilets**



**Year 5 door out to  
the playground**

**The atrium – used for  
breakfast club, break  
and lunchtimes**



## Key places around school...



**Water sinks where  
you can refill your  
water bottles and  
wash your hands**

**School Hall where  
we have assemblies,  
PE and shows**



**LRC – Learning  
resource centre  
(library)**



## Key places around school...



School office

First Aid room



## Key places around school...



Boys PE changing room

Girls PE changing room





## Key places around school...



**Tennis Courts**

**Field**



## Key places around school...



**Playground**

**Playground**



## About my new class and teacher...

My new class teacher is called:- \_\_\_\_\_

Things I know about my new class teacher:-

- ☐ \_\_\_\_\_
- ☐ \_\_\_\_\_
- ☐ \_\_\_\_\_

My new class is called:- \_\_\_\_\_

My classroom is Room:- \_\_\_\_\_

Things I have noticed about my new classroom:-

---

---

---

Two new friends I have made in my new class are called:-

---

---

My first topic in Year 5 will be:- \_\_\_\_\_

## About my new school...

Three similarities between BMS and my current school:-

- ☐ \_\_\_\_\_
- ☐ \_\_\_\_\_
- ☐ \_\_\_\_\_

Three differences between BMS and my current school:-

- ☐ \_\_\_\_\_
- ☐ \_\_\_\_\_
- ☐ \_\_\_\_\_

Things I am worried about moving schools:- (Tick any that apply)

<b>Making new friends</b>	<b>Learning a new timetable</b>
<b>Having a different uniform</b>	<b>Being on time</b>
<b>Finding way around</b>	<b>Break times</b>
<b>Getting to school</b>	<b>Learning new subjects</b>
<b>Meeting others my own age</b>	<b>Joining clubs</b>
<b>Being with friends</b>	<b>School rules</b>
<b>Homework</b>	<b>Meeting my new teacher (s)</b>
<b>Being with older pupils</b>	<b>Getting changed for sport / PE</b>

## University of Broadstone...

On a Wednesday afternoon, during lesson 5, you will go to a different classroom/space in the school and work with a different teacher to take part in a UBC module that you have already signed up to. You will spend 9 fun filled weeks learning a new skill and complete the module with a showcase which your parents/carers can come along to, and you will receive a certificate for successful completion of the module.



## After school clubs...

We offer a number of afterschool clubs which are free – all you need to do is sign up in September.

After school clubs include:-

Football  
Netball  
Rugby  
Cross Country  
Athletics  
Tennis  
Gymnastics  
Warhammer club

